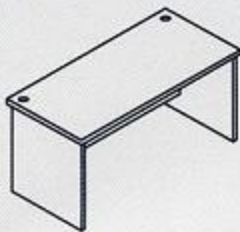
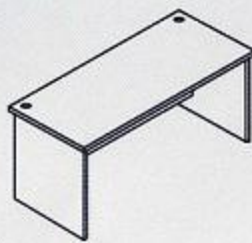




**WN-1200**  
Writing Table  
L1200 x W700 x H750



**WN-1500**  
Writing Table  
L1500 x W700 x H750



**WN-1600**  
Writing Table  
L1600 x W700 x H750



**WN-1800**  
Writing Table  
L1800 x W900 x H750



**WN-SR120**  
Side Return  
L1200 x W400 x H750



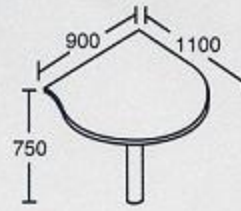
**WN-CF1800**  
Conference Table  
L1800 x W900 x H750



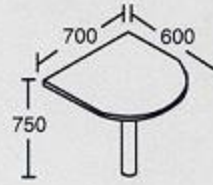
**WN-CF2400**  
Conference Table  
L2400 x W1200 x H750



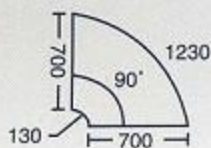
**WN-R1000**  
Round Meeting Table  
L1000 x W1000 x H750



**WN-CT1100**  
Connection Top  
with Metal Leg  
(Left & Right)  
L1100 x W900 x H750



**WN-HRCT70**  
Half Round  
Connection Top  
with Metal Leg  
L600 x W700



**WN-CT90**  
Connection Top 90°  
90° x W700 x THK25



**WN-SBC1200**  
Side Board Cabinet  
L1200 x W400 x H750



**WN-SC900**  
Side Cabinet  
L900 x W400 x H750



**WN-8822/P**  
Pigeon Hole Cabinet  
L800 x W400 x H835



**WN-8822/S**  
Sliding Door Cabinet  
L800 x W400 x H835



**WN-8822/W**  
Swinging Door Cabinet  
L800 x W400 x H835



**WN-8822/O**  
Open Shelf Cabinet  
L800 x W400 x H835



**WN-4DC**  
4 Drawer Cabinet  
L410 x W525 x H1315



**WN-3DC**  
3 Drawer Cabinet  
L410 x W525 x H1015



**WN-2DC**  
3 Drawer Cabinet  
L410 x W525 x H710



**WN-908**  
Wardrobe  
L800 x W400 x H1730



**WN-8005GL**  
Swinging Door Cabinet  
- Glass  
L800 x W400 x H1730



**WN-M21**  
Mobile Pedestal  
L405 x W475 x H650



**WN-S22**  
Side Return Pedestal  
L305 x W325 x H290



**WN-F33**  
Fixed Pedestal  
L400 x W415 x H450



**WN-CB**  
Cabinet Base  
L795 x W390 x H92



**WN-M33TOP**  
Top Panel  
L405 x W420 x THK25



**WN-F33 + WN-M33TOP =**  
Mobile Pedestal  
L405 x W420 x H515